



UL INTERNATIONAL (UK) LTD
 Womersley House, Building C,
 The Guildway,
 Old Portsmouth Road,
 Guildford. GU3 1LR.
 United Kingdom.



designated according to Article 29 of the Regulation (EU) No 305/2011 and member of EOTA (European Organisation for Technical Assessment, www.eota.eu)

European Technical Assessment

**ETA 18/0520
of 25/06/2018**

Technical Assessment Body issuing the ETA and designated according to Article 29 of the Regulation (EU) No 305/2011: UL International (UK) Ltd

Trade name of the construction product

Tytan Professional B1 Linear Acryl

Product family to which the construction product belongs

Fire Stopping and Sealing Product:
 • Linear Joint and Gap Seals

Manufacturer

Selena FM S.A.
 Ul. Strzegomska 2-4
 53-611 Wrocław, Poland
www.selena.com

Manufacturing plant(s)

A/003

This European Technical Assessment contains

10 pages including 1 Annex which forms an integral part of this assessment.

This European Technical Assessment is issued in accordance with regulation (EU) No 305/2011, on the basis of

EAD 350141-00-1106, September 2017.

Translations of this European Technical Assessment in other languages shall fully correspond to the original issued document and should be identified as such.

Communication of this European Technical Assessment, including transmission by electronic means, shall be in full. However, partial reproduction may be made, with the written consent of the issuing Technical Assessment Body. Any partial reproduction has to be identified as such.

Table of Contents

I.	SPECIFIC PARTS OF THE EUROPEAN TECHNICAL ASSESSMENT	3
1	Technical description of the product	3
2	Specification of the intended uses of the product in accordance with the applicable European Assessment Document (Hereinafter EAD): EAD 350141-00-1106, September 2017	3
3	Performance of the product and references to the methods used for its assessment	5
4	ASSESSMENT AND VERIFICATION OF CONSTANCY OF PERFORMANCE (HEREINAFTER AVCP) SYSTEM APPLIED, WITH REFERENCE TO ITS LEGAL BASE.....	6
5	Technical details necessary for the implementation of the AVCP system, as provided for in the applicable EAD	6
6	Issued on:.....	7
	ANNEX A – Resistance to Fire Classification – Tytan Professional B1 Linear Acryl.....	8
A.1	Flexible or rigid wall constructions according to 1.2.1 with wall thickness of minimum 100 mm.....	8
A.1.1	Linear seals, for gaps between boards in drywalls up to 3m high or in rigid walls	8
A.2	Flexible or rigid wall constructions according to 1.2.1 with wall thickness of minimum 130 mm.....	9
A.2.1	Linear seals, for gaps between boards in drywalls up to 3m high or in rigid walls	9
A.3	Rigid floor constructions according to 1.2.1 with floor thickness of minimum 150 mm.....	10
A.3.1	Linear joint or gap seal, between floor slabs or between floor slab and wall with sealant to the top face of the floor only .	10

I. SPECIFIC PARTS OF THE EUROPEAN TECHNICAL ASSESSMENT

1 Technical description of the product

- 1) Tytan Professional B1 Linear Acryl is a sealant used to form linear gap seals where gaps are present in wall constructions and linear where linear joints between or gaps are present in floor constructions.
- 2) The Tytan Professional B1 Linear Acryl is supplied in liquid form contained within 310 ml cartridges. The sealant is gunned into the gap/joint in the separating element, to a specified depth various backing materials.
- 3) The applicant has submitted a written declaration that the product and/or constituents of the product contains no substances which have been classified as dangerous according to Directive 67/548/EEC and Regulation (EC) No. 1272/2008 and listed in the 'indicative list on dangerous substances' of the EGDS – taking into account the installation conditions of the construction product and the release scenarios resulting from there.

In addition to the specific clauses relating to dangerous substances contained in this European Technical Assessment, there may be other requirements applicable to the products falling within its scope (e.g. transposed European legislation and national laws, regulations and administrative provisions). In order to meet the provisions of the Construction Products Regulation, these requirements need also to be complied with, when and where they apply.

- 4) The use category of Tytan Professional B1 Linear Acryl in relation BWR 4 (safety in use) is IA1, S/W3

2 Specification of the intended uses of the product in accordance with the applicable European Assessment Document (Hereinafter EAD): EAD 350141-00-1106, September 2017

Detailed information and data is given in Annex A.

The intended use of system Tytan Professional B1 Linear Acryl is to reinstate the fire resistance performance of gaps in flexible wall and rigid wall constructions, gaps in and joints between rigid floor constructions.

- 1) The specific elements of construction that the system Tytan Professional B1 Linear Acryl may be used to provide a gap or joint seal in, are as follows:

Flexible walls:	The wall must have a minimum thickness of 100 mm and comprise steel studs lined on both faces with minimum 2 layers of 12.5 mm thick boards.
Rigid walls:	The wall must have a minimum thickness of 150 mm and comprise concrete, aerated concrete or masonry, with a minimum density of 650 kg/m ³ .
Rigid floors:	The floor must have a minimum thickness of 150 mm and comprise aerated concrete or concrete with a minimum density of 650 kg/m ³ .

The supporting construction must be classified in accordance with EN 13501-2 for the required fire resistance period.
- 2) The system Tytan Professional B1 Linear Acryl may be used to provide a linear joint or gap seal with specific supporting constructions and substrates (for details see Annex A).
- 3) The maximum permitted joint/gap width for system Tytan Professional B1 Linear Acryl is 100 mm.
- 4) The maximum movement capability of system Tytan Professional B1 Linear Acryl is $\leq 7.5\%$

- 5) The provisions made in this European Technical Assessment are based on an assumed working life of the Tytan Professional B1 Linear Acryl of 10 years, provided that the conditions laid down in sections 4.2/5.1/5.2 for the packaging/transport/ storage/installation/use/repair are met. The indications given on the working life cannot be interpreted as a guarantee given by the producer, but are to be regarded only as a means for choosing the right products in relation to the expected economically reasonable working life of the works.
- 6) Type Z₂: Intended for uses in internal conditions with humidity lower than 85 % RH excluding temperatures below 0°C, without exposure to rain or UV.

3 Performance of the product and references to the methods used for its assessment

Product-type: Sealant		Intended use: Linear Joint & Gap Seal
Assessment method	Essential characteristic	Product Performance
BWR 2 Safety in case of fire		
EN 13501-1	Reaction to fire	Class F
EN 13501-2	Resistance to fire	Annex A
BWR 3 Hygiene, health and environment		
Declaration of manufacturer & EN 16516	Content, emission and/or release of dangerous substances	Use categories: IA1, S/W3 Declaration of manufacturer
EN 1026:2000	Air permeability (material property)	No performance determined
EAD 350141-00-1106, Annex C & EN 12390-8	Water permeability (material property)	No performance determined
BWR 4 Safety in use		
EOTA TR 001:2003	Mechanical resistance and stability	No performance determined
EOTA TR 001:2003	Resistance to impact/movement	No performance determined
EOTA TR 001:2003 ISO 11600 & EAD 350141-00-1106, Clause 2.2.13	Adhesion	No performance determined
EAD 350141-00-1106, Clause 2.2.12	Durability	Z ₂
EAD 350141-00-1106, Clause 2.2.13	Movement capacity	No performance determined
EAD 350141-00-1106, Clause 2.2.14	Cycling of perimeter seals for curtain walls	No performance determined
EAD 350141-00-1106, Clause 2.2.15	Compression set	No performance determined
EAD 350141-00-1106, Clause 2.2.16	Linear expansion on setting	No performance determined
BWR 5 Protection against noise		
EN 10140-1,2,4,5/ EN ISO 717-1	Airborne sound insulation	No performance determined
BWR 6 Energy economy and heat retention		
EN 12664, EN 12667, EN 12939, EN ISO 8990, EN ISO 6946, EN ISO 10456	Thermal properties	No performance determined
EN ISO 12572, EN 12086, EN ISO 10456	Water vapour permeability	No performance determined

4 ASSESSMENT AND VERIFICATION OF CONSTANCY OF PERFORMANCE (HEREINAFTER AVCP) SYSTEM APPLIED, WITH REFERENCE TO ITS LEGAL BASE

According to the decision 1999/454/EC – Commission Decision of date 22nd June 1999 on the procedure for attesting the conformity of construction products pursuant to Article 20(2) of Council Directive 89/106/EEC as regards fire stopping, fire sealing and fire protective products, published in the Official Journal of the European Union (OJEU) L178/52 of 14/07/1999, see <http://eur-lex.europa.eu/JOIndex.do> of the European Commission¹, as amended, the system(s) of assessment and verification of constancy of performance (see Annex V to Regulation (EU) No 305/2011) given in the following table(s) applies (apply).

Product(s)	Intended use(s)	Level(s) or class(es)	System(s)
Fire stopping and Fire Sealing Products	For fire compartmentation and/or fire protection or fire performance	Any	1

5 Technical details necessary for the implementation of the AVCP system, as provided for in the applicable EAD

Tasks of the manufacturer:

Factory production control

The manufacturer shall exercise permanent internal control of production. All the elements, requirements and provisions adopted by the manufacturer shall be documented in a systematic manner in the form of written policies and procedures, including records of results performed. This production control system shall ensure that the product is in conformity with this European Technical Assessment.

The manufacturer may only use initial / raw / constituent materials stated in the technical documentation of this European Technical Assessment.

The factory production control shall be in accordance with the Control Plan of 11th September 2013 relating to the European Technical Assessment ETA 18/0520 issued on 25/06/18 which is part of the technical documentation of this European Technical Assessment. The "Control Plan" is laid down in the context of the factory production control system operated by the manufacturer and deposited at UL International (UK) Ltd.

The results of factory production control shall be recorded and evaluated in accordance with the provisions of the Control Plan.

¹ Official Journal of the European Communities L178/52 of 14/7/1999

Other tasks of the manufacturer

Additional information

The manufacturer shall provide a technical data sheet and an installation instruction with the following minimum information:

(a) Technical data sheet:

- Field of application:
- Building elements for which the linear joint seal is suitable, type and properties of the building elements like minimum thickness, density, and - in case of lightweight constructions – the construction requirements.
- Limits in size, minimum thickness etc. of the joint seal
- Construction of the linear joint seal including the necessary components and additional products (e.g. backfilling material) with clear indication whether they are generic or specific.

(b) Installation instruction:

- Steps to be followed
- Procedure in case of retrofitting
- Stipulations on maintenance, repair and replacement

6 Issued on:

25th June 2018

Report by:



D. Yates
Project Engineer
Building and Life Safety Technologies

Reviewed by:



C. Johnson
Staff Engineer
Building and Life Safety Technologies

For and on behalf of UL International (UK) Ltd.

ANNEX A – Resistance to Fire Classification – Tytan Professional B1 Linear Acryl

A.1 Flexible or rigid wall constructions according to 1.2.1 with wall thickness of minimum 100 mm

A.1.1 Linear seals, for gaps between boards in drywalls up to 3m high or in rigid walls

Gap Seal: Tytan Professional B1 Linear Acryl to both sides of the wall, gap widths up to 30 mm

Construction details:

A.1.1.1

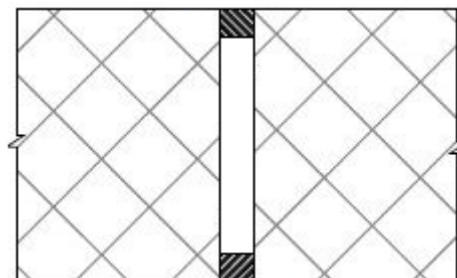
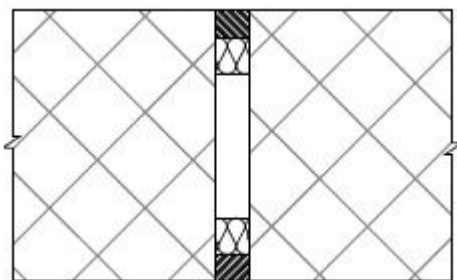
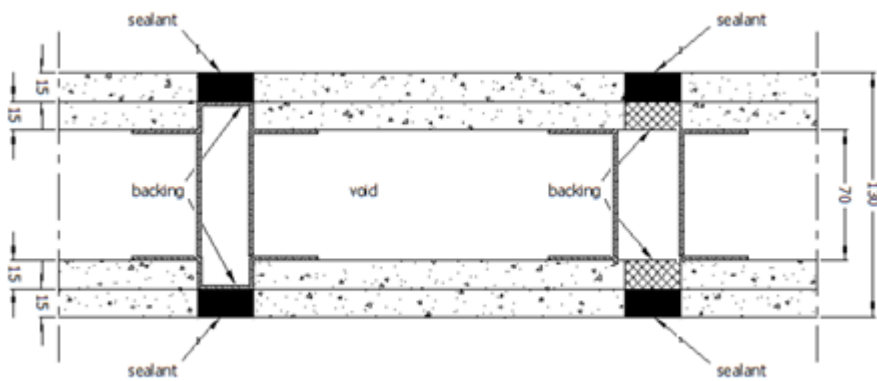
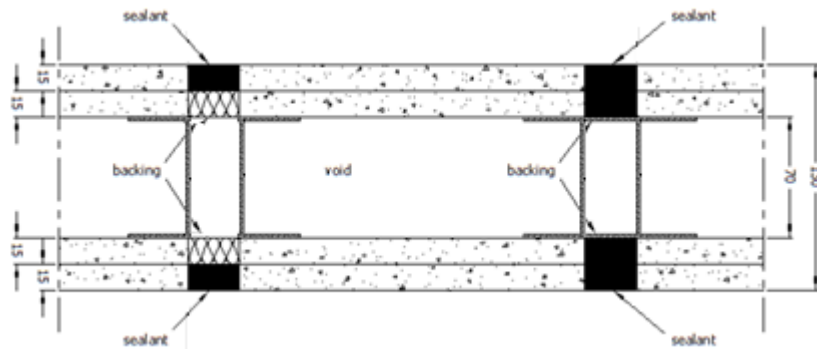
Substrate	Depth (mm)	Backing	Classification
Plasterboard / concrete	9 min.	20 mm Rockwool RW2, 40 kg/m ³	EI 90 – V – X – F – W 30
	20 min.	PE Rod	EI 120 – T – X – F – W 30

A.2 Flexible or rigid wall constructions according to 1.2.1 with wall thickness of minimum 130 mm

A.2.1 Linear seals, for gaps between boards in drywalls up to 3m high or in rigid walls

Joint Seal: Tytan Professional B1 Linear Acryl to both sides of the wall, gap widths up to 30 mm and maximum length 3 m

Construction details:



A.2.1.1

Substrate	Depth (mm)	Backing	Classification
Plasterboard / concrete	15 min.	15 mm Knauf Rocksilk33	EI 120 – V – X – F – W 30
	30 min.	Cardboard sheet	
	15 min.		E 120 – V – X – F – W 30
	30 min.	PE Rod	EI 90 – V – X – F – W 30

A.3 Rigid floor constructions according to 1.2.1 with floor thickness of minimum 150 mm

A.3.1 Linear joint or gap seal, between floor slabs or between floor slab and wall with sealant to the top face of the floor only

Joint Seal: Tytan Professional B1 Linear Acryl to the top face of the floor, joint widths up to 100 mm

Construction details:

A.3.1.1

Substrate	Depth (mm)	Backing	Classification
Concrete	25 min.	25 mm Rockwool RW2, 40 kg/m ³	EI 120 – H – X – F – W 100